Welcome
to
3rd Grade!

Literacy

- Reading, Language Arts, & Spelling
  - Houghton Mifflin Harcourt textbook
  - Typical homework:
    - Tuesday read story ALOUD
    - Reading/writing log - should read 10-15 and write 5-10 minutes every night
  - Selection test on Friday
  - Spelling Scholar (new this year)
    - Learning and applying spelling rules and patterns
    - Collecting and learning a personal word list
    - Consistent review of previously taught skills
- Guided Reading
  - Starts late September
  - Students given instruction based on their reading ability

Math

- BRIDGES (new this year)
- Homework will come home periodically
- Focus:
  - Multiply numbers from 0 to 10 with fluency
  - Multiply with numbers greater than 10
  - Add and subtract with numbers to 1,000
  - Work with unit fractions (fractions with a 1 in the numerator like 1/3 and 1/6) and add and subtract fractions
  - Explore division

Social Studies

- Macmillan McGraw-Hill Our Country's Regions textbook
- Topics covered:
  - Maps & Globes
  - The 6 regions of the United States

Science



- Mrs. Heineman will teach
- Topics covered:
  - Earth Materials – Rocks & Minerals
  - Living Structures – Plants & Bess Beetles
  - Measurement
  - Physics of Sound

Assessments

- AIMSweb given in Sept., Jan., and May
  - Oral fluency
  - Math
- SRI given in Sept., Jan., and May
  - Online comprehension
- Common Formative Assessments given throughout the year
  - Literacy
  - Math
- Wisconsin Forward given in the spring
  - Online state test

Cursive

- Handwriting Without Tears
  - Simple cursive style (no slant, fewer loops, many letters look very similar to print)



PBIS

Be Safe	• **Walk at all times** • **Keep your hands, feet and objects to yourself**
Be Responsible	• **Stay on task and manage time wisely** • **Follow expectations and directions the first time** • **Turn completed assignments in on time**
Be Respectful	• **Listen to others and accept their ideas/answers** • **Raise your hand and wait for permission to speak** • **Treat others in a friendly manner**

Rest & Relaxation

- On Friday afternoons, we will have R & R.
- Your child will earn R & R minutes if:
  - He/she has completed all of his/her classwork and homework.
  - He/she has not received any minors or majors for discipline issues.
- Your child can bring electronics to use during R & R time only (I will lock them up for the day).
- If your child is not participating, he/she will be finishing up any work or reading a book at his/her desk.
- This is a nice, relaxing way to end the school week! Every week starts over, so if your child misses R & R one week, they can earn it back the next. ☺

Grades/Report Cards

- Typically, 3rd grade is the year students start receiving letter grades
- However, 3rd grade has implemented a 3-Point system (similar to what 2nd grade used last year)
  - 3 = Meeting end of grade level expectations
  - 2 = Progressing at the expected rate of growth
  - 1 = Developing the skills required for grade level expectations
- THIS YEAR - Report cards will be done by semesters (not trimesters)
- Reports cards will be sent home electronically

Field Trips

- Lake Wissota State Park - May 3
- Crystal Cave - May 10
- Parents chaperoning will need to fill out volunteer forms from the office at least 2 weeks prior to helping.



Conferences

- November 7, 3:00-7:00pm Conferences
- November 9, 3:00-7:00pm Conferences

- March 13, 3:00-7:00pm Conferences
- March 15, 3:00-7:00pm Conferences

Treats for parties

- We do have students with peanut and peanut butter allergies, so we are a “nut free” classroom. Please be conscious when sending treats. Thank you!

How to Contact Ms. Lyberg

- Assignment notebook
  - Please check over and sign your child's assignment notebook every night
- Email lybergea@chipfalls.org
- Phone 715-726-2405 Ext 1729
- Newsletter
  - Every Friday I post a weekly newsletter on my website to update you on different happenings in our classroom
  - My website

http://cfsd.chipfalls.k12.wi.us/faculty/lybergea/?from_faculty_listing=1&l=&u=

Thank You for Coming!

- Take care of school supplies
  - In your desk you should put: notebooks, folders, books, 2 pencils, 1 eraser, 1 whiteboard marker
  - All art supplies go in art tubs according to your class number
- Get your picture taken in the gym! SMILE!! ☺
- Turn in any paperwork in the library