

The Cardinal Connection

CONNECTING CHIPPEWA FALLS MIDDLE SCHOOL WITH FAMILIES AND THE COMMUNITY

Chippewa Falls Middle School • 750 Tropicana Blvd • Chippewa Falls, WI 54729 (Phone) 715.726.2400 • (Fax) 715.726.2789 NOVEMBER 2017

A MESSAGE FROM PRINCIPAL KERN



Dear Cardinal Parents and Guardians:

Chippewa Falls Middle School has certainly been a busy place! The past month of falling leaves and temperatures, was filled with many opportunities for parents, students, and staff to come together to engage in meaningful conversations around learning and to enjoy numerous events and activities that our children have been participating in including: parent teacher conferences, multiple athletic events, and extracurricular activities highlighted in this newsletter.

We extend a huge thank you for joining us for the fall student-led parent teacher conferences. The turnout was fantastic. Thank you parents for prioritizing attending and learning more about what your child is engaged in during their days with us. As we continue to focus on each of our students growing as learners, the opportunity for your child(ren) to share their academic and/or personal goals for this school year was extremely important. You will be invited back in March for follow up conferences to assess their goal progress during Spring conferences. Be sure to ask your child how they are doing toward their goal(s) throughout the next four months.

November 30th will mark the end of our first trimester of learning and the posting date for the progress grades in each of your child's classes. As you view your child's progress report, please keep in mind that the gradebook will reflect the formative work your child has completed thus far and that formative work will have a zero (0) weight in the calculation of the overall grade. The summative scores that reflect your child's level of mastery of the content standards that have been targeted up to this point will be reflected as a progress grade for each course. A more detailed explanation of formative vs summative assessments as well as how to access your child's report card is provided in this newsletter to help you develop a better understanding.

In this month of thankfulness, we are thankful for the opportunities to partner with our parents and enjoy celebrating the amazing things that our kids are doing each and every day! Thank you for the positive feedback and recognition that has been communicated to the school from all of you! It means a lot to know that you and your children are happy here! We too, wish to THANK YOU for your support and partnership!

With gratitude,

A handwritten signature in cursive script that reads "Susan L. Kern".

Susan Kern
Principal



"As we express our gratitude, we must never forget that the highest appreciation is not to utter words, but to live by them." - John F. Kennedy

THE WHOLE CHILD

TEAM STUDENTS OF THE MONTH

Grade 6	Grade 7	Grade 8
<p style="margin: 0;"><u>FALCONS</u> Abby Forster Sawyer Felix</p>	<p style="margin: 0;"><u>ENDEAVOR</u> Nolan Christie Gabrielle Sweitzer</p>	<p style="margin: 0;"><u>DOLPHINS</u> Eli Hable Houaja Lor</p>
<p style="margin: 0;"><u>ROAD RUNNERS</u> Jack Hediger Rylee Spindler</p>	<p style="margin: 0;"><u>RISING STARS</u> Sydney Gums Kansas Smith</p>	<p style="margin: 0;"><u>EAGLES</u> Cayden Blodgett Abbi Crotty</p>
<p style="margin: 0;"><u>SKYLARKS</u> Tyler DuBord Jayden Wasieleski</p>	<p style="margin: 0;"><u>TREK</u> John Halfen Tatum Jeffrey</p>	<p style="margin: 0;"><u>STARFISH</u> Kalysta Foster Nik Seim</p>

CEO STUDENTS OF THE MONTH

Creative Engaged & Outstanding


Congratulations to the following students who earned the title of CEO by the unified arts department for their outstanding effort in the classroom this past month.

AGRISCIENCES by Ms. Finger



I would like to recognize **Ashton Nelson** as this month's CEO Agriscience award recipient. Ashton is dedicated to succeeding in class by being a responsible student and turning in quality work. He helps other classmates when needed and is a great role model for the class. Congratulations, Ashton!

ART by Mrs. Armitage



The CFMS Art Department would like to recognize **Carson Marcell** for his outstanding efforts in art. Carson is a self-motivated student who far exceeded all expectations. Carson was always on task, worked hard, and even came in after the rotation to put the final touches on his masterpiece! He has a creative imagination and a keen eye for detail. Carson is a great role model for other students. It was an honor to have him in my Intro to Sculpture Class. The art department is proud to name him as this month's CEO! Great job Carson!

BUSINESS EDUCATION by Mr. Burger



The business CEO for the month is **Faith Wren**. Since joining the class Faith has gone above and beyond in her participation both in and out of class. She is always willing to take on extra photo assignments to make sure that we have the best pictures possible for the yearbook. While in class she is always on task and puts forth exceptional effort on her assignments. For these reasons, Faith has earned the distinction of the business department CEO. Congratulations Faith on your accomplishment!

FAMILY & CONSUMER SCIENCES by Mrs. Zenner



I would like to recognize **Emerine Wilson** as this month's Family & Consumer Science Department CEO. Emerine is kind, caring, & respectful to staff and peers. She always tries her best during class and is always willing to help her teachers or peers if needed. I'm proud of you, Emerine! Keep up the good work!

TECHNOLOGY EDUCATION by Mr. Zabrowski



Dwane Woodard is this month's tech ed CEO. In addition to his professional conduct in the class and lab areas, Dwane often offers assistance to other students without making a big deal of it. Thanks for the help Dwane.



GRADE 8 WORLD LANGUAGE STUDENTS OF THE MONTH - OCTOBER

Ashlee 'Odette' Henrichs is Madame Davis's selection for French October student of the month. Odette is always smiling and excited to be in French class. She demonstrates enthusiasm about learning the language. Odette has shown proficiency in all her work so far and she sets a good example for the other students. She is a delight to have in class! Bravo Odette!



Landon 'David' Prokopinski is Madame Davis's selection for French October student of the month. David has been consistent in his positive behavior and solid work ethic since the very first day of class. Additionally, he has been an example of kindness and generosity to students, not only in French class, but throughout the school, by volunteering to help a student with a medical pass for several weeks. Excellent David!

Devondre "Pablo" Jaquish is Señorita Rathsack's selection for October's Spanish Student of the Month in the World Language Department. Pablo is always utilizing his Spanish in class. He always repeats the vocabulary with enthusiasm, and helps others around him. Pablo is clearly dedicated to learning languages and Spanish. He also consistently raises his hand and participates in discussions. ¡Maravilloso, Pablo!

Karson "Evita" Balsiger is Señorita Rathsack's selection for October's Spanish Student of the Month in the World Language Department. Evita always has her hand raised in class, and helps those around her. She not only answers the questions I have for her, but she asks follow up questions about the topic we are exploring. She is always willing to take a chance by answering questions. I love her constant curiosity and willingness to participate! She makes connections about the Spanish language, and it is clear that she is passionate to learn more. ¡Excelente, Evita!



Morgan “Teresa” Chaffee is Señora Arendt’s selection for October’s Spanish Student of the Month in the World Language Department. Teresa is such an inspiration to the rest of the class due to her passion for expanding her language use in and out of the class. She is the first to help out a new student or someone who was absent in class. She is eager to participate in all class activities. Teresa is someone who leads by example and regularly turns in work that is well beyond proficient. ¡Eres fenomenal, Teresa!

Landon “Carlos” Thies is Señora Arendt’s selection for October’s Spanish Student of the Month in the World Language Department. Carlos always enters the class with a smile on his face and is eager to speak in the target language. He is conscientious of others around him and takes the initiative to help his classmates when needed. He leads by example and pushes himself every day to further his language skills. Carlos makes 4th hour Spanish class a better place because of his positive attitude and excitement for learning the language and culture! ¡Excelente, Carlos!

MUSIC STUDENTS OF THE MONTH - OCTOBER

Vocal Music	Band	Orchestra
<p><u>8th GRADE GIRLS CHOIR</u> Emily Hakes Sydney LeDuc Jillian Miller</p>	<p><u>8th GRADE BAND</u> Cole DeRouin Eric Kragness Emma MacLaughlin-Barck Gabe Vargas</p>	<p><u>8th GRADE ORCHESTRA</u> Morgan Mancl</p>
<p><u>7th GRADE GIRLS CHOIR</u> Lila Hasbrouck Autumn Lemanski Ally Richardson Marley Sterling</p>	<p><u>7th GRADE BAND</u> Madisyn Bauer Ken Lubs Bella Murry Sierra Sly</p>	<p><u>7th GRADE ORCHESTRA</u> Alaina Gerrish Mya Goettl Sam Jarosz Ella Spitz</p>
<p><u>7th/8th GRADE BOYS CHOIR</u> Laye Diallo Jeffrey Dvoracek Jackson Gugel Keion Twyman</p>	<p><u>6th GRADE BAND</u> Adam Anderson Sophia Christensen Tyler DuBord Mason Johnson Sam Karls Kennedy Lium Emily Nelson Abby Peterson</p>	<p><u>6th GRADE ORCHESTRA</u> Sarha Baker Emma Erickson Samara Hamilton Jayce Hansen Jack Hediger Mackenzie Rymer</p>
<p><u>6th GRADE MIXED CHOIR</u> Paige Litscher Nate Mason Dailyn Paul Noah Prickett Taylor Simonson Hannah Slipka Peyton TenEyck Jayden Wasieleski</p>		

CFMS MUSIC ROCKS!

A reminder that there will be NO School the week of Thanksgiving, November 20-24. District staff will be engaged in professional development activities on November 20 and 21, continuing their collaboration on utilizing data to drive instructional practices.

PHY-ED STUDENTS OF THE MONTH - OCTOBER

Congratulations to the following students who have been selected as Physical Education students of the Month based on the following criteria: 1) Effort and Participation, 2) Great Attitude, 3) Respectful to Teachers and Classmates, and 4) Leadership Qualities.

Grade 6	Grade 7	Grade 8
Autumn Bergeron Maxxwell Clemmens Caden Fink Adia Hardt Corbin Holm Max Jensen Kennedy Lium Nate Mason Mya Post Addy Reitan Olivia Sanborn Zoey Spiering Mason Von Haden Eli Wahlin	Madisyn Bauer Jada Curtis Olivia Ebner Antolin Espinoza Jackson Gindt Ava Heinz Lillian Krenz Trace Liedl Ezra Lindstrom Gavyn Minaker Zachary Schroeder Malaki Suckerman Gabrielle Sweitzer Aria Yang	Jordan Bergevin Cole DeRouin Gavin Goodman Peyton Jackson Eleanor Kelly Eric Kragness Sydney LeDuc Morgan Mancl Clare Matott Grace Meinen Arik Parenteau Zach Secraw Dwane Woodard

HIGH SCHOOL OPEN HOUSE FOR CURRENT 8th GRADERS & PARENTS

Monday, December 4, 2017 - 6:00pm to 9:00pm

- **Exhibits**
 - 6:00 pm - 7:00 pm
 - Located in the library and cafeteria
 - Academic Programming
 - Career and the Arts Programming
 - Extracurricular and Co-Curricular Activities
- **Auditorium Presentation**
 - 7:00 pm - 8:00 pm
- **Self-Directed Building Tour / Exhibits**
 - 8:00 - 9:00 pm

Sally A. Holldorf, Counselor
Chippewa Falls Senior High School
715-726-2406 • x1173

Join us to learn about the high school experience and available opportunities.

COLD OR FLU - A NOTE FROM NURSE JULIE AND NURSE KERRIE



Is it a Cold or the Flu?

The flu (influenza) and the common cold are both respiratory illnesses, but they are caused by different viruses. Some of the symptoms of a cold and flu are similar, but unlike a cold, the fatigue and cough caused by the flu can last more than two weeks—long after other symptoms subside. Typically, colds begin slowly, two to three days after infection with the virus. The first symptoms are usually a scratchy, sore throat, followed by sneezing and a runny nose. Temperature is usually normal or only slightly elevated. A mild cough can develop several days later. Symptoms tend to

be worse in infants and young children who sometimes run a temperature up to 102°F. Cold symptoms usually last from two days to a week.

Signs of the flu include sudden onset with a headache, dry cough, and chills. The symptoms quickly become more severe than those of a cold. The flu sufferer often experiences a “knocked-off-your-feet” feeling, with muscle aches in the back and legs. Fever of up to 104°F is common. The fever usually begins to decrease on the second or third day, then respiratory symptoms like nasal congestion and sore throat appear. Fatigue and weakness may continue for days or even weeks. The flu rarely causes stomach upset. What is sometimes called “the stomach flu” is actually gastroenteritis, an irritation of the digestive tract.

Cold and flu symptoms can sometimes imitate more serious illnesses like strep throat, measles, and chicken pox. Allergies, too, can resemble colds with their runny noses, sneezing, and general miserable feeling. If symptoms become severe, or persist, always consult your physician.

How Do I Avoid the Flu?

Most colds and flu’s strike in the fall and winter, not due to the cold weather, but due to the amount of time spent indoors around other people. Viruses spread in respiratory droplets from coughing and sneezing and some flu viruses can live for up to three hours on surfaces and things like doorknobs. Some ways to prevent the spread of cold and flu are:

- ♥ Cover your nose and mouth with a tissue when you cough or sneeze—throw the tissue away after you use it
- ♥ Wash your hands often with soap and water. If you are not near water, use an alcohol based hand cleaner
- ♥ Stay away from sick people as much as you can
- ♥ If you have the flu or a cold, stay home to prevent spreading it to others
- ♥ Try not to touch your eyes, nose, or mouth. These are the main entry routes for germs
- ♥ Get plenty of rest and eat a variety of healthy foods

What to do if you get sick...

There is no cure for a cold or the flu, but there are some things you can do to help yourself feel better. For example, there are many over-the-counter medications available to help relieve symptoms. Some of these include:

- ♥ Decongestants to relieve nasal congestion
- ♥ Antihistamines to control sneezing and nasal drip
- ♥ Cough suppressants to quiet a cough
- ♥ Expectorants to break up mucus in the chest, this makes it easier to cough up
- ♥ Analgesics, which work to relieve pain and lower fever

Always remember to read the labels carefully to make sure the medication will treat the symptoms you or your child have. Consult your physician or healthcare provider for the best course or treatment. Never give a child adult strength medication or medication not labeled for children. Get plenty of rest and drink plenty of fluids.

Nurse Julie and Nurse Kerrie

Symptom	Cold	Flu
Fever	Rare in adults and older children, but can be as high as 102° F in infants and small children	Usually 102° F, but can go up to 104° F and usually lasts 3-4 days
Headache	Rare	Sudden onset and can be severe
Muscle Aches	Mild	Usually and often severe
Tired/Weakness	Mild	Can last two or more weeks
Extreme Exhaustion	Never	Sudden onset and can be severe
Runny Nose	Often	Sometimes
Sneezing	Often	Sometimes
Sore Throat	Often	Sometimes
Cough	Mild hacking cough	Usually and can be severe

WEB NEEDS YOUR HELP - ATTENTION PARENTS AND GUARDIANS!

We need your help! The WEB Leader program is an organization designed to help the students of CFMS and their staff members make the school successful and fun. We also participate in community service activities to help the people of the Chippewa Valley who are in need. But, in order to do all these things, we need to have a budget so we can pay to provide for the events that we host. One way everyone can help is to bring in your box tops! What is a box top you may ask?

This is a Box Top. You can find these things on many household items like cereal boxes, ziploc bags, cleaning supplies, and paper products. Box Tops are worth 10 cents each but if everyone brought in a small bag full, it could make a huge difference. But, before your child turns them in, make sure that they have these two requirements. They must have a visible product acronym and an expiration date. Expired Box Tops are not accepted by the program. Another way you can submit Box Tops is by downloading the easy-to-use Box Top App on your smartphone or Android device. We would really appreciate the help. Help us support our school and our community!

Sincerely,
Karson B.
WEB Leader



CLEANING OUT YOUR REFRIGERATOR

Grace Johnson, UW-Stout Dietetic Intern

Your refrigerator is your kitchen's most valuable appliance. When is the last time you cleaned it? November 15th is national "Clean Out Your Refrigerator Day", but it's not too late to get started right now!

The Benefits

Cleaning out your refrigerator will not only make space for all those upcoming holiday left overs, improve its overall look, and reduce unwanted odors...in addition, cleaning out your fridge will allow air to circulate better and improve its efficiency. This can save you money in energy bills and keep food from spoiling too quickly. Another benefit to cleaning out your refrigerator regularly is reducing food waste. Find foods you may have forgotten about before they spoil, try new recipes, and use that overripe produce for smoothies or freeze for later.

Most importantly, however, discarding spoiled food items and thoroughly cleaning out the fridge will keep your family healthy by reducing the spread of harmful bacteria and germs. We learn to always wash our hands before we prepare or eat a meal, but how often do you wash your hands when you retrieve or store something in the fridge? How many times have you looked at that innocent spill on the bottom shelf and hoped it would magically disappear? You are not alone!

Where to Start

Empty the Fridge: Take everything off the shelves and decide whether to keep or toss. Toss everything that's spoiled, outdated, or is questionable. Pay attention to condiments, which often get neglected after one use.

Clean the Products: Wipe down everything you plan to return to the fridge using a damp towel. Clean up drips, bottoms, and lid areas. Set aside-you can use a cooler to keep certain foods cold.



Clean the Inside: Wash the shelves, drawers, and walls of the fridge with warm soapy water. Pay attention to any heavily soiled areas. You can remove shelves and drawers for hard to reach spaces.

Return the Contents: Return the cleaned products to the refrigerator and organize into respective areas. Organizing the items will help you keep a mental inventory of what's on hand.

Clean the Outside: Wipe down the doors, top, sides, and handles.

Make a List: Now you're ready to make a grocery list for new items. Try a new recipe using items already in the fridge that need to be used up first.

How to Maintain

Daily: Toss spoiled items, clean shelf spills as they happen, and always wipe the lids and drips on products before you return them to the fridge.

Weekly: Wipe down exterior, focusing on doors and handles. Remove fingerprints from sticky fingers and reduce the risk of spreading germs.

Seasonally: Thoroughly clean the interior using the tips from above.

Annually: Unplug and move fridge forward to clean backside. Using a coil brush and vacuum, carefully clean the back coils and fan blade. The back of your refrigerator is likely covered with dust, hair, and debris. This makes it harder for your refrigerator to release heat and keep the contents inside cool. Make sure your refrigerator is unplugged before you begin!

WEEKEND MEALS FOR STUDENTS

The Chippewa Falls Middle School Weekend Meals program is currently underway. The program is offered through Feed My People Food Bank. The purpose of the program is to provide food for your child during the weekend when school breakfast and lunch are not available. There are no income guidelines or requirements. Anyone is welcome to participate in this program. The food is at NO COST to you or your child. If you choose to enroll your child, he/she will receive a plastic bag each Friday with enough food for breakfast and lunch for him/her for Saturday and Sunday, plus snacks and fresh fruit. The meals have not been screened for different allergies; therefore, parents are responsible for determining if this program meets their student's dietary and health needs. If you have any questions or concerns please feel free to contact Derrick Kunsman, Assistant Principal at kunsmadw@chipfalls.org or 715.726.2400, ext. 1144.



MENTOR A CHILD – MAKE A DIFFERENCE!

The Chippewa Area Mentor Program is looking for mentors! Time is one of the most valuable gifts we can give children. Become a mentor and spend 30 minutes per week having fun and building a relationship with a young person. Mentoring involves being matched with a student, grade K-12, and meeting with him/her one day a week, at school, for 30-minutes to talk, play games, toss a ball, or take a walk. You'll be amazed at how just 30-minutes out of your day means so much to the child you spend it with! Contact the [Chippewa Area Mentor Program](#) for more information, or click here for an application:


http://cfsd.chipfalls.k12.wi.us/cms_files/resources/VolunteerApplication20151.pdf



EDUCATIONAL EXCELLENCE

ENGLISH DEPARTMENT NEWS - AUTHOR VISITS CFMS

CFMS students had the unique opportunity to meet Kirstin Cronn-Mills, the award-winning author of *The Sky Always Hears Me* and *the Hills Don't Mind*, *Beautiful Music for Ugly Children* and *Original Fake*, as well as non-fiction books for middle and high school libraries. Cronn-Mills says she writes books, "for and about people who society considers quirky outsiders." She encouraged our young writers by sharing her love of words and stories and answering their many writing questions. We were energized by her visit! Her books will soon be available for check out in our school library.



2017-2018 Music Department Dates to Remember

Date	Day	Ensemble	Time	Place
December 7, 2017	Thurs	Middle School Choir Concerts 6 th Mixed & 7/8 th Boys @ 6:00 pm 7 th Girls & 8 th Girls @ 7:30pm	6:00pm 7:30pm	MS Auditorium
December 14, 2017	Thurs	Middle School Orchestra Concerts 6 th @6pm, 7 th @7pm, 8 th @8pm	6, 7, & 8pm	MS Auditorium
December 21, 2017	Thurs	Middle School Band Concerts 6 th @6pm, 7 th @7pm, 8 th @8pm	6, 7, & 8pm	MS Auditorium
January 16, 2018	Tues	Instrument Open House Incoming 6 th Grade	6:00-8:00 pm	MS Commons
February 1, 2018	Thurs	Show Choir Pops Concert	7:00pm	MS Auditorium
March 10, 2018	Sat	Solo and Ensemble	8am - 4pm	MS Music Dept.

Date	Day	Ensemble	Time	Place
March 12, 2018	Mon	Band-O-Rama All Bands 6 th Grade – 12 th Grade	7:00pm	HS Gymnasium
April 21, 2018	Sat	Jazz Ensemble at Jazz Fest	TBA	UW-Eau Claire
April 27, 2018	Fri	Show Choir Concert	7:00pm	HS Auditorium
May 15, 2018	Tues	Middle School Band Concerts 6 th @6pm, 7 th @7pm, 8 th @8pm	6, 7, & 8pm	MS Auditorium
May 22, 2018	Tues	Middle School Orchestra Concerts 6 th @6pm, 7 th @7pm, 8 th @8pm	6, 7, & 8pm	MS Auditorium
May 24, 2018	Thurs	Middle School Choir Concerts 6 th Mixed & 7/8 th Boys @ 6:00pm 7 th Girls & 8 th Girls @ 7:30pm	6:00pm 7:30pm	MS Auditorium
May 28, 2018	Mon	Memorial Day Parade All 8 th Grade Band	9:00-11:30am	Downtown Chippewa

CHANGING TOMORROW

ACADEMIC AND CAREER PLANNING DURING MIDDLE SCHOOL

Every student at the Chippewa Falls Middle School will be using Career Cruising as a part of their Academic and Career Planning process. They will have many experiences during middle school that will help them prepare for their future. Here are some of the highlights:

6th Grade

- Introduction to Career Cruising
- Review and application of Learning Styles

7th Grade

- Complete Interest Inventories
- Research at least 2 careers including such things as working conditions of the job, salary, education requirements, and a typical “day in that career”
- Attend School 2 Skills tours of local businesses and higher education centers that match their career interest
- Explore careers with Junior Achievement and community volunteers through “JA in a Day” in February
- Take a “Mapping My Future” class that focuses on financial literacy

8th Grade

- Take Interest and skills inventories
- Start a resume that they can build on as they progress to High School
- Research education options after high school
- Attend a career fair in the spring called Career Venture
- Participate in a conference with parents and school counselor to highlight the work they have done throughout Middle School as it relates to academic and career success

PARENT CORNER

THE PURPOSE OF THE REPORT CARD

Pinnacle Belief: A grade should clearly represent what a student knows and is able to do.

The purpose of a report card is to communicate with parents/guardians and the student regarding progress toward district identified learning standards, effort and community skills. It indicates the student's learning strengths and where additional practice is needed. The report card should not be used to compare students to one another or to punish students who may be having difficulty understanding the content in a particular class. The CFMS report card provides students and parents/guardians with information about progress toward identified content priority standards and lifelong learner characteristics. It indicates your child's learning strengths and areas where additional practice is needed for improved performance. Grades are given as communication of the most recent evidence of what has been learned during that timeframe against a standard.

“Grading is not essential; feedback is. Feedback informs the grade.” (John Hattie)

LIFELONG LEARNER CHARACTERISTICS

(not calculated into the academic grade)

CFMS Lifelong Learner Characteristics				
	Exemplary Role model (E)	Proficient Completes for self (P)	Progressing Needs reminders (G)	In Need of Improvement (I)
Be Productive	Consistently on-task and uses work and class time effectively; turns in work complete and on time. Student is a role model for these behaviors and assists peers in this area as well.	On task, uses work and class time effectively, turns in work complete and on time.	Sometimes needs reminders for one or more of the following behaviors: staying on task, using work time effectively, and turning completed work in on time.	Rarely on task or using work time effectively. Rarely turns work in complete and on time.
Be Respectful	Consistently listens to and cooperates with staff and peers, demonstrates a positive attitude, and uses manners. Student is a role model for these behaviors.	Listens to and cooperates with staff and peers, demonstrates a positive attitude, and uses manners.	Sometimes needs reminders for one or more of the following behaviors: listening, cooperating with staff and peers, demonstrating a positive attitude, and using manners.	Rarely listens to or cooperates with staff and peers. Rarely demonstrates a positive attitude, and does not use manners.
Be Responsible	Consistently accepts responsibility for own behavior, incorporates feedback to improve learning, and organizes materials effectively. Student is a role model for these behaviors and assists peers in this area as well.	Accepts responsibility for own behavior, incorporates feedback to improve learning, and organizes materials effectively.	Sometimes needs reminders for one or more of the following behaviors: accepting responsibility for own behavior, incorporating feedback to improve learning, and organizing materials effectively.	Rarely accepts responsibility for own behavior. Rarely incorporates feedback to improve learning, and does not organize materials effectively.
Be Safe	Consistently follows classroom and school rules to ensure the safety of self and others. Takes initiative in helping others with being safe and is a role model for behavior.	Follows classroom and school rules to ensure the safety of self and others.	Sometimes needs reminders to follow classroom and school rules to ensure the safety of self and others.	Rarely follows classroom and school rules to ensure the safety of self and others.

ACCESSING YOUR CHILD'S PROGRESS GRADES ON INFINITE CAMPUS

- Step 1:** Log into your Infinite Campus Parent Portal
- Step 2:** Pick your child's name
- Step 3:** Click on the Grades tab located on the left-hand side.

Note: IF your child has one or more summative assessments, a progress grade will appear under the most recent term (R1, R2, etc). Please keep in mind that end of course final progress grades will appear in green. All other grades may be subject to change over the term(s) as your child continues to learn material related to that standard.

Expand All Collapse All In-Progress Grade Final Grade

815-202 ALGEBRA 1 - Hanson, Morgan J

	R1	R2	R3	R4	R5	R6
Add, subtract, and distribute with polynomials		3				
Create one-variable linear equations and use them to solve problems						
Represent a function graphically and can describe the key features of the function						
Construct linear functions based on a table, graph, or description						
Represent bivariate data on a scatter plot and recognize the relationships between the variables						

Link to Formative work

Important Note: If you do not see a grade for a particular standard, this may be an indication that this standard is not currently being addressed at this point in the year, and/or that there has not yet been a summative assessment conducted to determine proficiency of that standard.

View the scoring rubric(s) and/or grading scale(s) for this class. Link to scoring rubric key

Standards Summary

Legend: Final Grade In-Progress Grade Grade Not Available Yet

Standard	Six Week Terms R1	Six Week Terms R2	Six Week Terms R3	Six Week Terms R4	Six Week Terms R5	Six Week Terms R6
Add, subtract, and distribute with polynomials		3				
Create one-variable linear equations and use them to solve problems						
Represent a function graphically and can describe the key features of the function						
Construct linear functions based on a table, graph, or description						
Represent bivariate data on a scatter plot and recognize the relationships between the variables						
Be Productive		3				
Be Respectful		3				
Be Responsible		2				
Be Safe		4				

Term R2 Add, subtract, and distribute with polynomials Detail

Formative Assessments					
Name	Due Date	Assigned Date	Score	Turned In	Comments
Unit 1 Pre-Assessment	09/05/2017	09/05/2017		N	Never completed

Summative Assessments					
Name	Due Date	Assigned Date	Score	Turned In	Comments
Unit 1 Assessment	09/19/2017	09/19/2017	3		Retaken 9/28 (2)

Step 4: To check on the formative progress your child is making, simply click on the course title and scroll down to the Formative Assessment section of the gradebook. This will show you how your child is doing on the practice assignments they have been assigned in preparation for the summative assessment.

Step 5: To view the scoring rubrics and grading scales you may click on the link found above the standards summary, or you may scroll down to the very bottom of the standards summary section of the grade book. Your child will receive a grade for both academic progress as well as Life Long Learner Characteristics progress this year. (a larger view of these graphics can be found in the Grading For Learning handbook).

Step 6: If you have questions, or need further assistance, please feel free to reach out to your child’s teacher(s) and or an administrator and we would be happy to assist you further.

Marking Code	ACADEMIC GRADES TRANSLATION
(4) Exemplary	<p style="text-align: center;">Exceeding the Standard</p> <p>Exceeding Standard represents those students who are able to independently extend their knowledge through transference of learning to more complex content and thinking (not new content), including deeper conceptual understanding and application. For example, students can:</p> <ul style="list-style-type: none"> • Create analogies and/or find connections, integrating areas of study • Apply concepts or procedures in a complex situation • Plan, devise, construct or create new situations that illustrate or use the concept • Transfer concepts or procedures to unfamiliar settings
(3) Proficient	<p style="text-align: center;">Meeting the Standard</p> <p>Meeting the standard represents those students who understand the standards and are able to independently use the content, details, concepts, vocabulary, processes, procedures and skills that relate to the standard. These students understand not just the "what," but can correctly explain and/or demonstrate the "how" and "why." For example, students can:</p> <ul style="list-style-type: none"> • Justify/explain/demonstrate a process, skill, and/or procedure • Solve problems in familiar contexts • Analyze situations and decide whether a concept/procedure applies • Compare, contrast, and distinguish a concept from related concepts • Summarize, conclude, predict and infer
(2) Progressing	<p style="text-align: center;">Progressing Toward the Standard</p> <p>Progressing toward the standard represents a student who has foundational understanding of the content and concepts explicitly taught in class. At Level 2, a student understands or can use the more simple concepts, vocabulary, skills, procedures, and/or details. Students at Level 2 may require support as they are trying to make connections among ideas. For example, students can:</p> <ul style="list-style-type: none"> • Identify or recall important information or processes • List parts of a concept, process or procedure • Complete simple procedures or algorithms • May need additional assistance or practice
(1) Beginning	<p style="text-align: center;">Beginning to Develop Understanding of the Standard</p> <p>Beginning to develop understanding of the standard represents a student who consistently requires help and support to understand foundational content and concepts explicitly taught in class. At Level 1, students are beginning to understand simple concepts, vocabulary, skills, procedures, and/or details. Students at Level 1, require support as they are trying to make connections about ideas. For example, students can:</p> <ul style="list-style-type: none"> • Identify or recall some information or processes • Identify parts of a concept, process or procedure • With support, may be able to complete simple procedures or algorithm
(N) No Evidence	No evidence present to assess understanding at this time

CHIRO KIDS DAY - HOW DOES YOUR CHILD'S BACKPACK SIZE UP?



Hello Parents!

October 26th was a statewide day for pediatric chiropractic! It's called "Chiro Kids Day." In honor of this day, we are participating to educate families on the importance of spinal health for all sizes! Remember, your spine is important because of what it's protecting... your spinal cord and nervous system! (...which is your body's lifeline).

In particular, with heavy book bags slung over little shoulders, our goal is to help increase awareness to backpack safety.

- Please check if your child is carrying around items they don't need (adding to the weight of the pack).
- Adjust their straps and talk to them about wearing their backpack on both shoulders
- Recognize the weight. A 100 lb child's backpack should be 10lbs. Goal is 10% of their weight. This may not be realistic in all cases but again we are going for better, not perfect!
- If you think your child may already have spinal issues, or you would like a consultation, please reach out to a local chiropractor! We are all happy to help!

In health,
Dr. Lona Cook

This event will include a screening of *The Journey: A Story of Healing and Hope*, a compelling AFSP-produced documentary about the suicide loss experience, as well the new follow-up featurette, *The Journey Revisited*, in which six of the original Journey participants gather three years later to reflect on how their grief and healing journey is evolving.

Discussion will follow the film. Snacks will be provided.


To register for this event, call The Healing Place at 715-717-6028 or e-mail amy.segerstrom@hshs.org by Thursday, November 16.

We hope to see you at this event.

INTERNATIONAL
Survivor's of
Suicide Day

Saturday, November 18
10:30 - noon
The Healing Place

Each year, The American Foundation for Suicide Prevention sponsors The International Survivor's of Suicide Day—a day of events in locations around the world for survivors to gather with others who have had similar experiences to promote healing. Each location welcomes survivors of suicide loss, providing a safe space where everyone can comfortably participate in a way that is meaningful for them.

 HSHS Sacred Heart Hospital

Daddy Daughter Dance

Save the Date for this Magical Afternoon!!

Saturday, February 17
2:30pm - 5:00pm

All girls ages 4-14 are invited!
(Escorts may also be a grandpa, uncle, or friend)

Hosted by: Voyagers Community Learning Center

LOST AND FOUND

Lost and Found

Please remind your student to check the Lost and Found areas on a regular basis for lost items. He/she can check in the laundry room down in the phy-ed area AND the front office. That lost item you or your student has been looking for may be there!

INFINITE CAMPUS PARENT PORTAL ACCESS INFORMATION

After logging into your portal account, click onto the tab at the top: "Switch Students". In doing so, you will see a dropdown of all students for whom you are guardian. By selecting their name, you will get a new screen showing the index of information available to you. **Based on the grade level of your student, access to the following information may be available on the Parent Portal:**

- The **Schedule** will give you a grid of your child's classes
- **Attendance** offers calendars with specific attendance information
- **Reports** contains a list of printable reports for grades, missing assignments, schedules, and assessments including AIMS testing results
- **Fees** tab will show any monetary amount due
- The **Calendar** will notate any significant date for which your student has an assignment due or test scheduled
- **Messages** lists all school notices for each of your children's schools
- Under **User Account**, you will be able to change your password, check the access log, and change the way we contact you – including a section for checking/changing your email address

If you wish to view specific assignments, the dates they are due, or points earned on an assignment, go to "Schedule" – then click onto the class name. Scroll down to the grids. The grids are set up in the order of oldest first – you may have to scroll down to locate the most current.

HOW TO CREATE YOUR PARENT PORTAL ACCOUNT



If you have not yet created a parent portal account, feel free to call or email your child's school and request information. We will email you instructions and a 32-character code required to activate your account.

You will then select a personal username and password. Your parent portal may be accessed through our website at <http://cfsd.chippewa.k12.wi.us> and clicking on the Infinite Campus logo at the top of the screen. Clicking onto Infinite Campus Portal will open the login screen for you. If you have further questions, feel free to call the school district's help desk at 715.726.2413.

Mobile Device Portal Setup

This mobile app is for parents wanting the convenience of monitoring their child's progress away from home. Check real-time information from any mobile device. To access, download the free Infinite Campus app from your device's app store and search for the city **Chippewa Falls** and state **Wisconsin**. Select *Chippewa Falls Area Unified* and enter your username and password.

BREAKFAST/LUNCH PROGRAM INFORMATION

Breakfast and lunch menus for all schools are posted monthly at <http://cfsd.chippewa.k12.wi.us//foodServices.cfm>.

Breakfast is available at all schools. The cost of breakfast at the Middle School is \$0.85. Additional items can be purchased separately and will be charged individually. Lunch price is \$2.50 per meal, which includes one milk. Milk can be purchased separately for \$0.35. If you send a lunch from home, you may want to consider sending a beverage if you do not want to incur a milk charge on your account. Additional items can be purchased individually. Students on free or reduced meals will also be charged for items purchased in addition to the meal. **Limiting Meal Purchases/Expense:** At the middle and high school levels,



students are allowed to purchase additional items along with their traditional lunch and/or breakfast meal. Restrictions can be placed on an individual student's account to prohibit excessive a la carte purchases. It does not mean the student cannot have it, but rather they must provide cash at the time of purchase. Additionally, a dollar limit can be set per student. **Free and Reduced Price School Meals:** All students on free or reduced meals are entitled to ONE breakfast and ONE lunch per day. Milk only or extra items are charged at full price. Meal applications are accepted any time

throughout the school year. Thus, if your financial situation changes, please complete an online application on the Infinite Campus Parent Portal. Paper applications are also available in the front office at the middle school and at the Administration Office. Please direct all meal account inquiries/questions to Jill at 715.726.2581, x1903.

This institution is an equal opportunity provider.

PAYMENTS USING REVTRAK...

REVTRAK PAYMENT INSTRUCTIONS / STUDENT FEES ONLINE

To pay student fees online, please click on the following link: <https://chipfalls.revtrak.net/>

- **Click on Student Fees**

To log in, you will use your Infinite Campus Parent Portal username and your child's birth date.

If you do not have an Infinite Campus Parent Portal account setup or you have forgotten your username / password, please contact the help desk at 715 -726 – 2413.

- **Go to the section for Infinite Campus Student Fees**
- **Complete the amount to pay field(s)**
- **Click Next Page**
- **Click Go to Checkout**
 - A 3.61% convenience fee is charged at checkout.
- **You will now be walked through the steps to create a user account**
- **When your order is complete, you will be able to view and print a receipt.**

STAFF SPOTLIGHT

CFMS Staff Engage in Meaningful Professional Development surrounding topics such as: supportive and responsive practices, trauma informed care, and technology integration at our third annual Fall EdCamp!



PARENT/GUARDIAN RESOURCES

SCHOOL HOURS

Regular School Day	EARLY RELEASE Days	NO SCHOOL – Full Days
Breakfast Bell: 8:05am Drop Off: 8:15am Start Time: 8:30am Dismissal: 3:44pm	September 22 October 26 January 18 February 16 April 13	October 27 November 20-24 December 25-January 1 January 19 (Staff Inservice) March 19-23 (Spring Break) March 30 (Easter Break) May 28 (Memorial Day)

ATTENDANCE

Parents/guardians are required to notify the school when their child is absent from school. **The attendance line is for reporting absences AND requesting passes to leave or return from an appointment.** Please be assured that messages left on the attendance line or the grade level office line are retrieved in a timely manner. Office staff are alerted when voicemail messages are recorded. The handset lights up and an envelope blinks on the phone screen. **If you need your child to be released during the school day, PLEASE call the attendance line to request a pass for your child. By calling the attendance line in advance, your student will receive a pass to be released early from class, ensuring they'll be ready to be picked up at the time you need them!**

If your child has an appointment, have them bring the appointment slip/medical note from the appointment, which will help us clearly document the absence in attendance. If we do not receive a phone call from a parent/guardian for a child who is absent from school, an electronic message will be sent home after 4:00 p.m. on the day of the absence. If you receive an automated call, please call the attendance line to report your child's absence.

AUTOMATED ATTENDANT - MIDDLE SCHOOL PHONE MENU

The Chippewa Falls Middle School utilizes an automated attendant to ensure your calls are routed quickly and efficiently. Please call **715-726-2400** to reach the middle school and select from the following menu options:

Reporting Absences/Request Passes: Press 1 (listen for prompt to be routed to a specific grade level mailbox)

Nurse's Office: Press 2

School Counselors: Press 3 (listen for prompt to select the school counselor you wish to speak with)

Athletic Directors: Press 4 (listen for prompt to direct you to either Mr. Britton or Mrs. Fjelstad)

Grade Level Office: Press 5 (listen for prompt to be connected to the grade level office you need)

Main Office: Press 0

DISTRICT MOBILE APP

The district mobile app has all of our district information, including our website and Facebook Page. The district has a mobile app that can be downloaded from iTunes/Google Play.

FACEBOOK

The Chippewa Falls Area Unified School District *Facebook* page offers regular updates on events, student activities, school closings, pertinent up-to-date information about our district, and adult education opportunities. The *Facebook* page is accessible through the district website or by searching for the Chippewa Falls Area Unified School District.



TWITTER



Follow items of interest—share your insights. We are tweeting such things as updates on projects in our school and great things students and staff are doing. Find the Middle School's Twitter account @CFMSCardinals #CFMSRocks and the Chippewa Falls Area Unified School District's Twitter account @ChippewaFallsSD #MightyCardinals.

DAILY ANNOUNCEMENTS



Be sure to access our Daily Announcements online to get the latest information about what's happening in our building. On the middle school website, click on the "About Our School" tab and select "Daily Announcements".

CHIPPEWA YELLOW BUS COMPANY



For all bus related questions, please contact: *Chippewa Yellow Bus Company* at 715.726.2454. Their office is located at 510 E. South Ave., Chippewa Falls, WI 54729. Your child's safety is of utmost importance to us. If a parent/guardian needs an alternative pick-up/drop-off location or their child is riding home with a friend, a completed bus deviation signed by the parent/guardian **must** be turned into the front office for approval. Bus Deviation forms are available in the school office.

SPECIAL PROVISIONS AT PUBLIC EVENTS

The district shall make reasonable accommodations, including the provision of informational material in an alternative format as necessary for a disabled person to participate in a scheduled activity. Please submit your request to a building administrator at least 24 hours **prior** to the scheduled event.

VISIT OUR WEBPAGE FOR SCHOOL INFORMATION

We invite you to visit our school web page for all of the pertinent school information. The link is provided here for your convenience: <http://cfsd.chipfalls.k12.wi.us/middle/>

Access Lesson Plans here!

CHIPPEWA FALLS MIDDLE SCHOOL

Home About Our School Academics Student Services Activities & Athletics Parents / Guardian Info

Student Fees/Lunch Payments

STUDENT FEES/LUNCH PAYMENTS

Student Led Conferences

STUDENT-LED CONFERENCES

Parent and Guardian Information

PARENT AND GUARDIAN INFORMATION

PHOTO ALBUM FINALE...HALLOWEEN COSTUME CONTEST WINNERS

Staff Jellyfish

Ms. Koerner

Mrs. Loomis

Mrs. Dulmes



6th Grade Winners: Veronica Bleskacek, Emma McIlquham and Emma Anderl



7th Grade Winners: Amareh Haley, Jazzmyn Johnson, Alex Zwiefelhofer



8th Grade Winners: Mason Rittenhouse, Sam Anderl and Sophie Koehler